

# Adelaide Metro priority seating and allocated space

connect  
and GO

## Priority seating

Priority seating is included in all our vehicles – generally the closest seats to the entryway. These seats are provided for customers listed on the below decals.

Examples of the signs that you'll see indicating priority seating:



**Please ensure brakes are applied on walking frames, scooters and prams.**

## Priority Seating

Please vacate these seats for people with disabilities, assistance dogs, seniors, pregnant women, or adults with strollers. Do not use seat on walking frames.



## Priority Seating



Please vacate these seats for people with disabilities, assistance dogs, seniors and pregnant women.

📞 1300 311 108

🌐 [adelaidemetro.com.au](http://adelaidemetro.com.au)

🐦 @AdelaideMetroSA



Government  
of South Australia





For easy identification priority seating is a different colour to majority of seats (usually red).



Customers should not use the seat on their 'walkers' as they may be unstable; please transfer to the priority seat. You can have your walker with the brakes on in front of you on trains and trams.

## Allocated spaces

These spaces accommodate customers who use wheelchairs or scooters. If they are vacant then they are available for all customers, particularly those with prams or shopping. But please vacate if a person with a disability boards the vehicle and requires the allocated space. An example of the displayed decal is shown below.



**This area must be vacated  
when required by a  
passenger in a wheelchair.**

 1300 311 108

 [adelaidemetro.com.au](http://adelaidemetro.com.au)

 @AdelaideMetroSA



Government  
of South Australia



## Document navigation

This document details where to find priority and allocated seating on buses, trams and trains.

Please click on the section you need:

- > [Bus](#)
- > [Tram](#)
- > [Train](#)

### For more information

Read this information in conjunction with this fact sheet:

- > [Safer travel for passengers using wheelchairs on public transport](#)
- > [Using your motorised mobility device on public transport](#)

## Buses

Accessible Adelaide Metro buses have two designated allocated spaces. Please access the vehicle via the door with the international symbol for access.



Your bus driver will deploy the ramp to assist your entry into the vehicle.

Allocated spaces have a next stop button located on or adjacent to the sidewall within each of the allocated spaces.

Accessible Adelaide Metro buses are equipped with two priority seating spaces usually located to the rear of an allocated space and have a priority seating decal, an example of the bus decal is shown below.

 1300 311 108

 [adelaidemetro.com.au](http://adelaidemetro.com.au)

 @AdelaideMetroSA



Bus priority seating decal

# Priority Seating

Please vacate these seats for people with disabilities, assistance dogs, seniors, pregnant women, or adults with strollers. Do not use seat on walking frames.



The priority seats are equipped with a next stop call button located adjacent to the seats on the aisle side.

Updated drawings will be added for all bus models when available.

1300 311 108

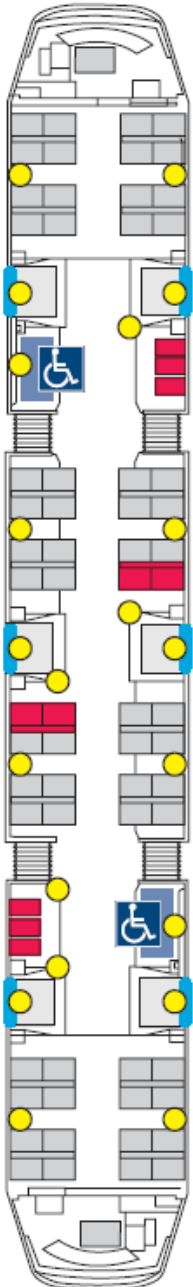
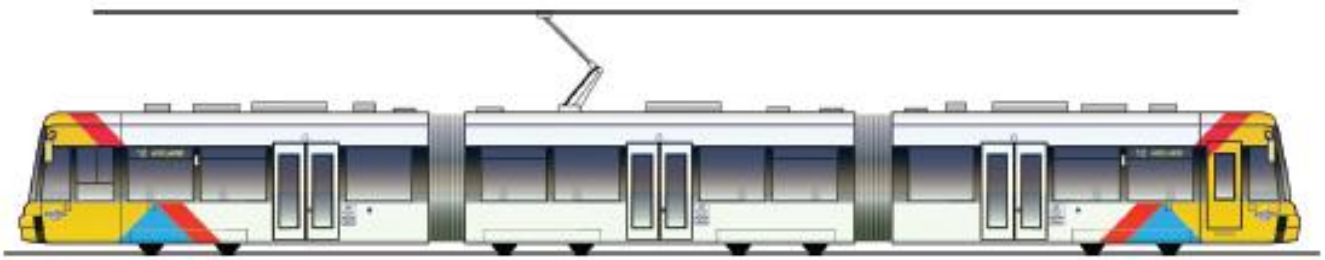
[adelaidemetro.com.au](http://adelaidemetro.com.au)

[@AdelaideMetroSA](https://twitter.com/AdelaideMetroSA)







# Trams

Tram type: Flexity



- Passengers requiring an allocated space enter via the front or rear doors. Priority seating is available by every door.
- Door release buttons are circular, backlit, audible and located in the middle of the doors on the interior and exterior.
- Press the stop buttons highlighted on the diagram to request the next stop.

## Legend

- |   |                  |   |      |   |                 |
|---|------------------|---|------|---|-----------------|
|  | Stop button      |  | Door |  | Allocated space |
|  | Priority seating |   |      |   |                 |

1300 311 108

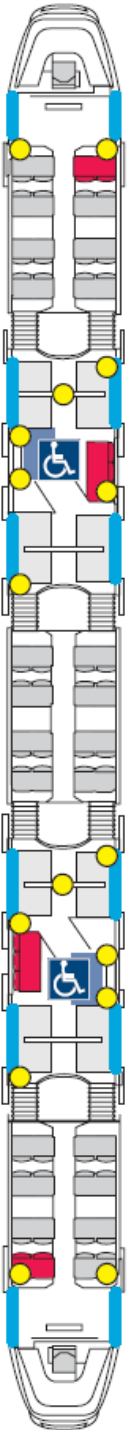
[adelaidemetro.com.au](http://adelaidemetro.com.au)

@AdelaideMetroSA







## Trams continued

### Tram type: Citadis



- Passengers requiring an allocated space enter via the middle double doors. Priority seating is available by every door.
- Door release buttons are circular, backlit, audible and located in the middle of the doors on the interior and exterior.
- Press the stop buttons highlighted on the diagram to request the next stop.

#### Legend

-  Door
-  Stop button
-  Priority seating
-  Allocated space

1300 311 108

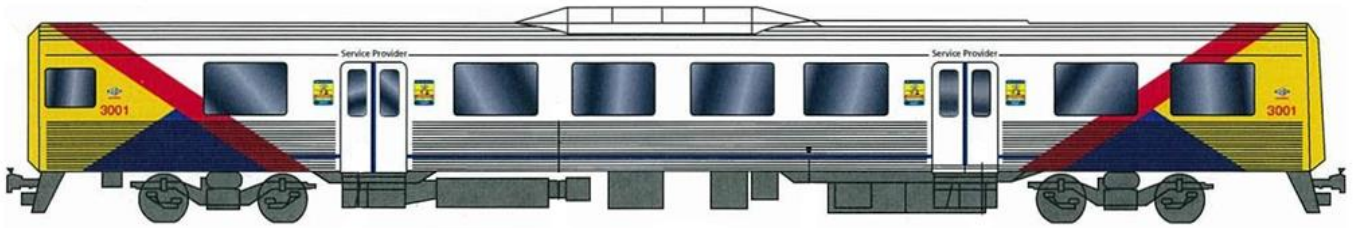
[adelaidemetro.com.au](http://adelaidemetro.com.au)

@AdelaideMetroSA



## Trains

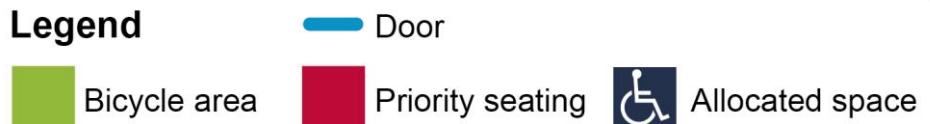
### Train type: 3000 Class



- Passengers requiring an allocated space can enter via the doors with the international symbol for access. Priority seating is available by every door. *Note: access may be via rear door.*
- Door release buttons are circular, backlit, audible and located to the left and right of the doors on the exterior.
- Emergency door release and door release buttons and passenger emergency intercoms are located in the interior and to the right of every door.
- A ramp request button is located in the allocated space.



#### Legend



1300 311 108

[adelaidemetro.com.au](http://adelaidemetro.com.au)

@AdelaideMetroSA

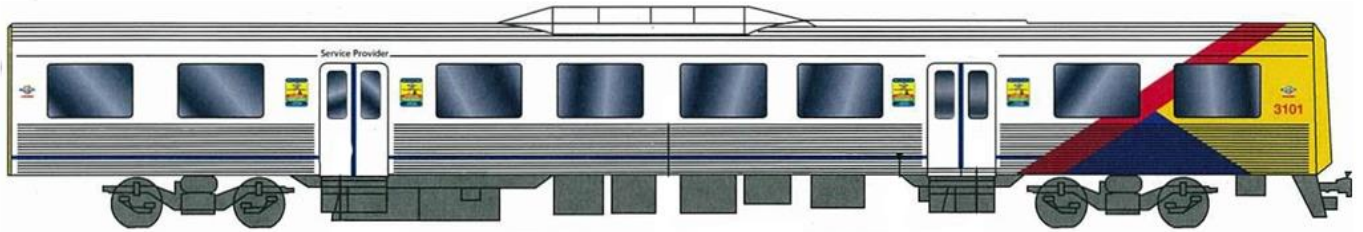


Government  
of South Australia

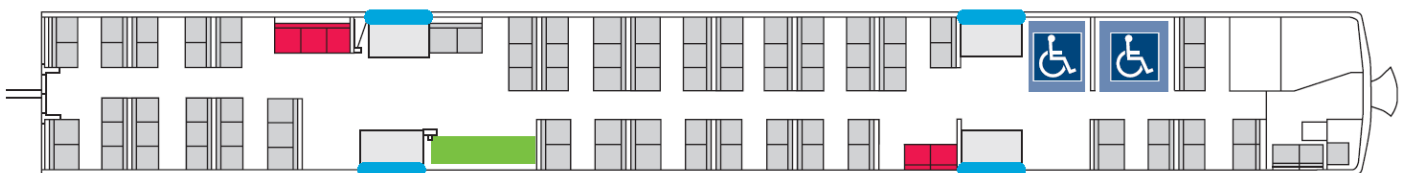


## Trains continued

### Train type: 3100 Class



- Passengers requiring an allocated space can enter via the doors marked with the international symbol for access. Priority seating is available by every door.
- Door release buttons are circular, backlit, audible and located to the left and right of the doors on the exterior.
- Emergency door release and door release buttons and passenger emergency intercoms are located in the interior and to the right of every door.
- A ramp request button is located in the allocated space.



#### Legend



Bicycle area

Door



Priority seating



Allocated space

1300 311 108

[adelaidemetro.com.au](http://adelaidemetro.com.au)

@AdelaideMetroSA




Government  
of South Australia





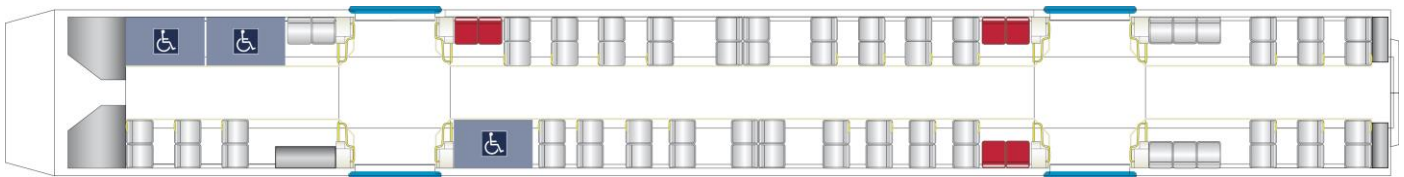
## Trains continued

### Train type: 4000 Class

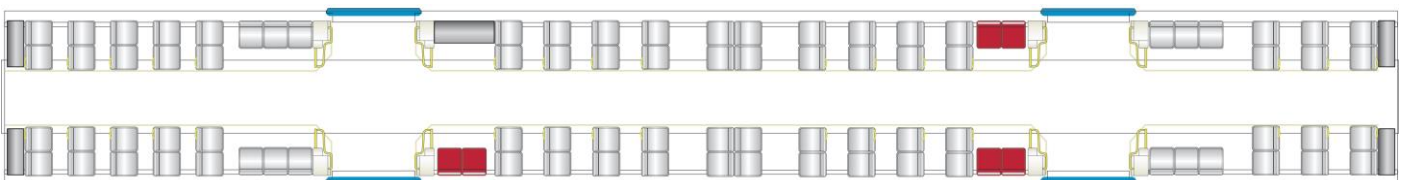


- Passengers requiring an allocated space can enter via the front door of the first carriage or the last door of the third carriage in each 3 carriage service. Priority seating is available by every door.
- Door release buttons are circular, backlit, audible and located in the middle of the doors on the interior and exterior.
- Bicycles must be removed from allocated spaces if required by person using a mobility aid.
- Emergency door releases are located in the interior and to the right of the doors. Emergency intercoms are located in allocated spaces, the interior and to the left of the doors.
- A ramp request button is located in the allocated space.

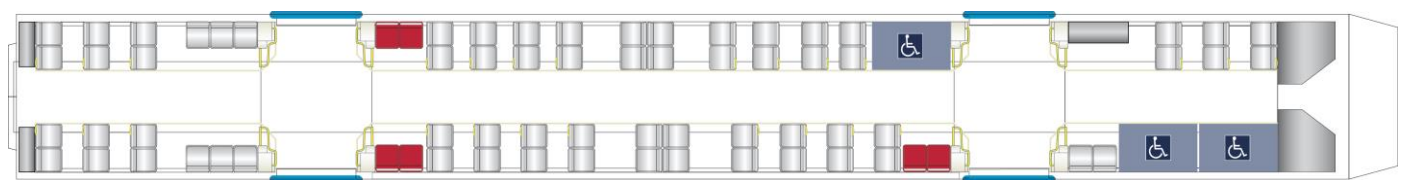
#### Carriage 1



#### Carriage 2



#### Carriage 3



#### Legend

— Door

■ Priority seating

♿ Allocated space

1300 311 108

adelaidemetro.com.au

@AdelaideMetroSA

